




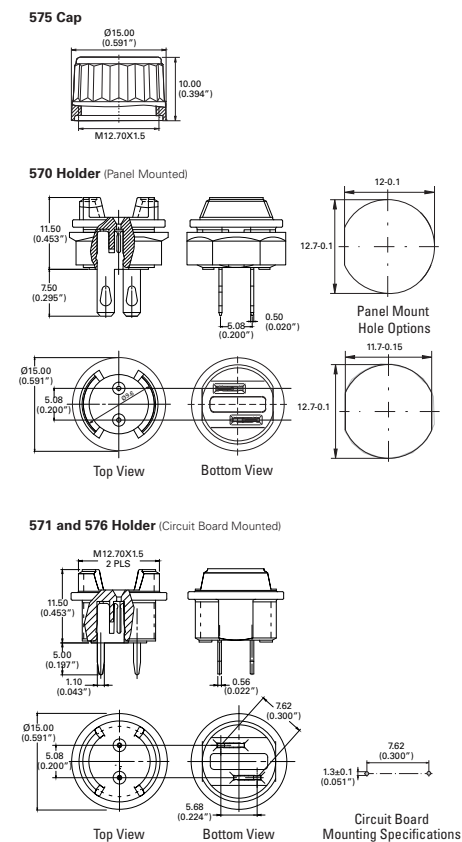
## 570/571/576 Series Fuse Holders with Cap for TE5/TR5 Type Fuses



### Agency Approvals

Agency	Agency File Number		
	570 Series	571 Series	576 Series
	E14721		
	N/A	N/A	40024733

### Dimensions units in mm (inch)



### Product Characteristics

	570 Series	571 Series	576 Series
Compatible Fuses	TR5/TE5		
Materials	<b>Holder:</b> Black Thermoplastic, UL 94 V-0 <b>Cap:</b> Transparent Thermoplastic Polycarbonat PC, UL94 V-0 <b>Metal Parts:</b> Copper alloy Solderable tinned		
Rated Voltage	250V		
Max. Current/Power:	6.3 A/2.5W	6.3 A/2.5W	6.3 A/1.6W
Mounting	<b>Panel Mounted:</b> 12.7mm diameter D-hole or double D-hole. Admissible torque on plastic hex nut is 1.2Nm	<b>Printed Circuit Board (PCB) Mounted:</b> 7.62mm hole spacing for wave soldering	
Terminals	Solderable or 2.8mm quick connect – fits 0.5mm tab	Solderable pin terminals – fits 1.3mm hole	
Minimum Cross Section	Conductor - 2.5mm <sup>2</sup>		Conducting path - 0.2mm <sup>2</sup>
Unit Weight	2.2g (Holder) 0.94g (Cap)	1.6g (Holder) 0.94g (Cap)	1.6g (Holder) 0.94g (Cap)

Note: Refer to [Fuseology](#) for information on proper fuseholder re-rating.

### Ordering Information

Catalog Number	Description	Packaging
5700000001	<b>Holder:</b> Panel Mount w/ Quick Connect Terminals	Bulk Pack 100
5710000001	<b>Holder:</b> PCB Mount w/ Solderable Pin Terminals - 2.5W Max	Bulk Pack 100
5760000001	<b>Holder:</b> PCB Mount w/ Solderable Pin Terminals - 1.6W Max	Bulk Pack 100
5750000001	<b>Cap:</b> Fits all holders 570, 571 and 576 series	Bulk Pack 100

### Additional Information



**Datasheet 570 Series**



**Datasheet 571 Series**



**Datasheet 576 Series**



**Resources 570 Series**



**Resources 571 Series**



**Resources 576 Series**



**Samples 570 Series**



**Samples 571 Series**



**Samples 576 Series**

**Disclaimer Notice** - Information furnished is believed to be accurate and reliable. However, users should independently evaluate the suitability of and test each product selected for their own applications. Littelfuse products are not designed for, and may not be used in, all applications. Read complete Disclaimer Notice at: [www.littelfuse.com/disclaimer-electronics](http://www.littelfuse.com/disclaimer-electronics).